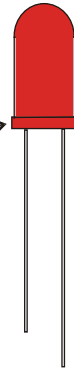



If you are using LED's you MUST fit resistors into the circuit

Battery Voltage	Resistor (Ohms)
5.0V	100
6.0V	200
9.0V	360
12.0V	510

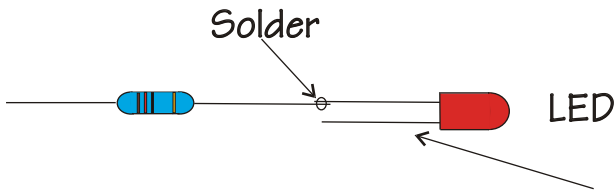
Flat on package denotes the Cathode



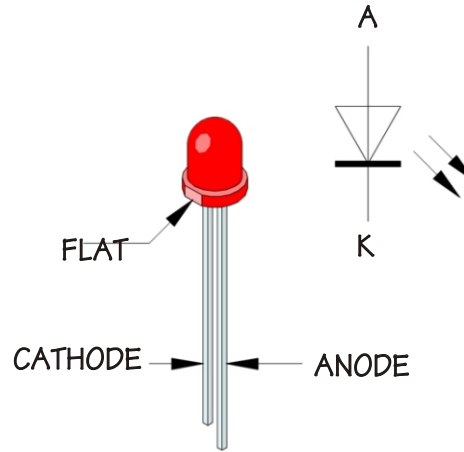
SMD 1206, 0805 & 0603



Cathode usually marked by a Green Band or Arrow on Underside of Device.



Short Leg is Cathode.
Cathode is connected to the negative side of the batteries



*****Please Note*****

The information on LED current limiting resistors is generic to all LED applications.

The Resistor can be placed in either Leg of the LED

Replacement or additional LED's can be purchased from us
Please contact us, or visit our website www.mr-rcworld.co.uk

Rev No		MR RC WORLD
Sept 2009		
LED General Information		
Eng.		
Scale 1:1	Drawing No 1 of 1	